



# अमृत महा आवास अभियान २०२२-२३

साप्ताहिक प्रगती अहवाल : १०.०४.२०२३ ते १७.०४.२०२३

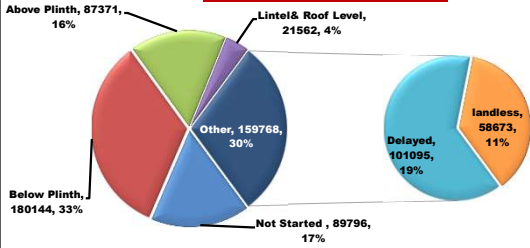
प्रधानमंत्री आवास योजना ग्रामीण – मंजूरी, पूर्ण घरकुले, हप्ते वितरण  
राज्य पुरस्कृत ग्रामीण आवास योजना – मंजूरी, पूर्ण घरकुले, हप्ते वितरण

योजना	एकूण मंजूरी	साप्ताहिक मंजूरी	एकूण पूर्ण	साप्ताहिक पूर्ण घरकुले	साप्ताहिक पहिला हप्ता वितरीत	साप्ताहिक दुसरा हप्ता वितरीत	साप्ताहिक तिसरा हप्ता वितरीत
प्रधानमंत्री आवास योजना ग्रामीण	१४११४२४	४३	१०३२९९६	८४५२	८१०	४०९२	३२२३
राज्य योजना	५५१७२०	२६०३	४०११८२	२०५४	३३६६	४१३३	३७५३
एकूण	१९६३१४४	२६४६	१४३४१७८	१०५०६	४१७६	८२२५	६९७६

PMAY-G Completion Progress Bar

73.2%

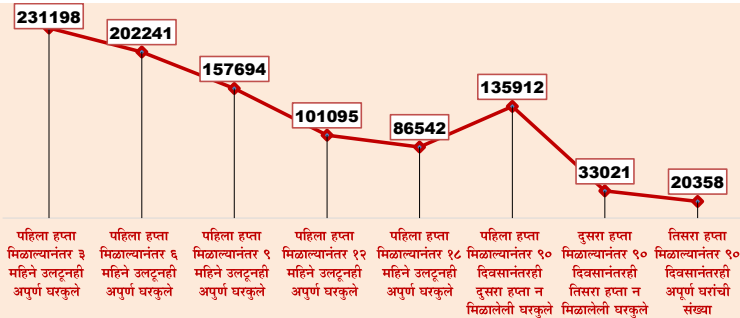
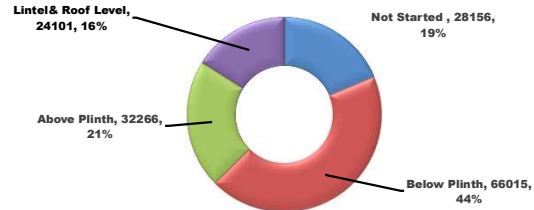
PMAY-G: Incomplete Houses bifurcation



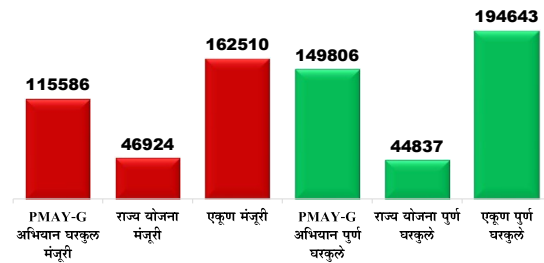
State Schemes Progress Bar

72.7%

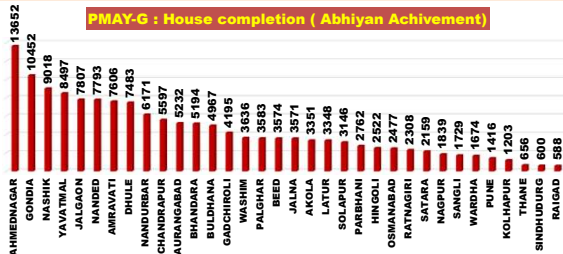
State Schemes: Incomplete Houses bifurcation



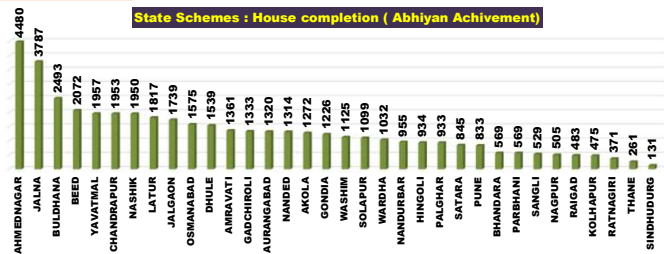
Abhiyan Achievement Day 148



PMAY-G : House completion ( Abhiyan Achievement)



State Schemes : House completion ( Abhiyan Achievement)



राज्य व्यवस्थापन कक्ष- ग्रामीण गृहनिर्माण

४ था मजला, दक्षिण कक्ष, सिडको भवन, सीबीडी बेलापूर, नवी मुंबई - ४०० ६१४.



प्रधानमंत्री आवास योजना ग्रामीण - मंजूरी (PWL+Awaas Plus)

Sr. No.	Division	Target (PWL+Awaas Plus)	10.04.2023	17.04.2023	Weekly Achievement	Remaining
1	AMRAVATI DIV.	275036	274545	274528	18	508
2	AURANGABAD DIV.	238097	237509	237478	9	619
3	NAGPUR DIV.	292190	291604	291576	9	614
4	NASHIK DIV.	414777	413721	413711	6	1066
5	KONKAN DIV.	69788	69646	69637	1	151
6	PUNE DIV.	125100	124730	124494	0	606
<b>Total</b>		<b>1414988</b>	<b>1411755</b>	<b>1411424</b>	<b>43</b>	<b>3564</b>

Sr. No.	District	Target (PWL+Awaas Plus)	10.04.2023	17.04.2023	Weekly Achievement	Remaining
1	BULDHANA	44768	44724	44732	8	36
2	GADCHIROLI	31698	31603	31611	8	87
3	AMRAVATI	95712	95453	95460	7	252
4	NANDURBAR	119521	118935	118941	6	580
5	AURANGABAD	36795	36661	36666	5	129
6	WASHIM	20404	20394	20397	3	7
7	OSMANABAD	14506	14382	14384	2	122
8	PARBHANI	19097	19058	19060	2	37
9	GONDIA	96492	96141	96142	1	350
10	PALGHAR	35312	35183	35184	1	128
11	AKOLA	48797	48778	48778	0	19
12	BEED	35310	35254	35254	0	56
13	DHULE	64979	64903	64903	0	76
14	HINGOLI	18109	18083	18083	0	26
15	KOLHAPUR	17685	17685	17685	0	0
16	LATUR	20708	20564	20564	0	144
17	PUNE	20544	20531	20531	0	13
18	RAIGAD	9831	9822	9822	0	9
19	SINDHUDURG	5142	5142	5142	0	0
20	THANE	9606	9599	9599	0	7
21	WARDHA	18645	18621	18621	0	24
22	CHANDRAPUR	43124	43012	43010	-2	114
23	JALGAON	79749	79426	79423	-3	326
24	NASHIK	89735	89695	89692	-3	43
25	BHANDARA	65118	65100	65092	-8	26
26	AHMEDNAGAR	60793	60762	60752	-10	41
27	RATNAGIRI	9897	9900	9890	-10	7
28	SATARA	15363	15373	15361	-12	2
29	NANDED	69533	69474	69460	-14	73
30	JALNA	24039	24033	24007	-26	32
31	NAGPUR	37113	37127	37100	-27	13
32	YAVATMAL	65355	65196	65161	-35	194
33	SANGLI	21932	21849	21780	-69	152
34	SOLAPUR	49576	49292	49137	-155	439
<b>Total</b>		<b>1414988</b>	<b>1411755</b>	<b>1411424</b>	<b>43</b>	<b>3564</b>

Remaining Sanction RANK

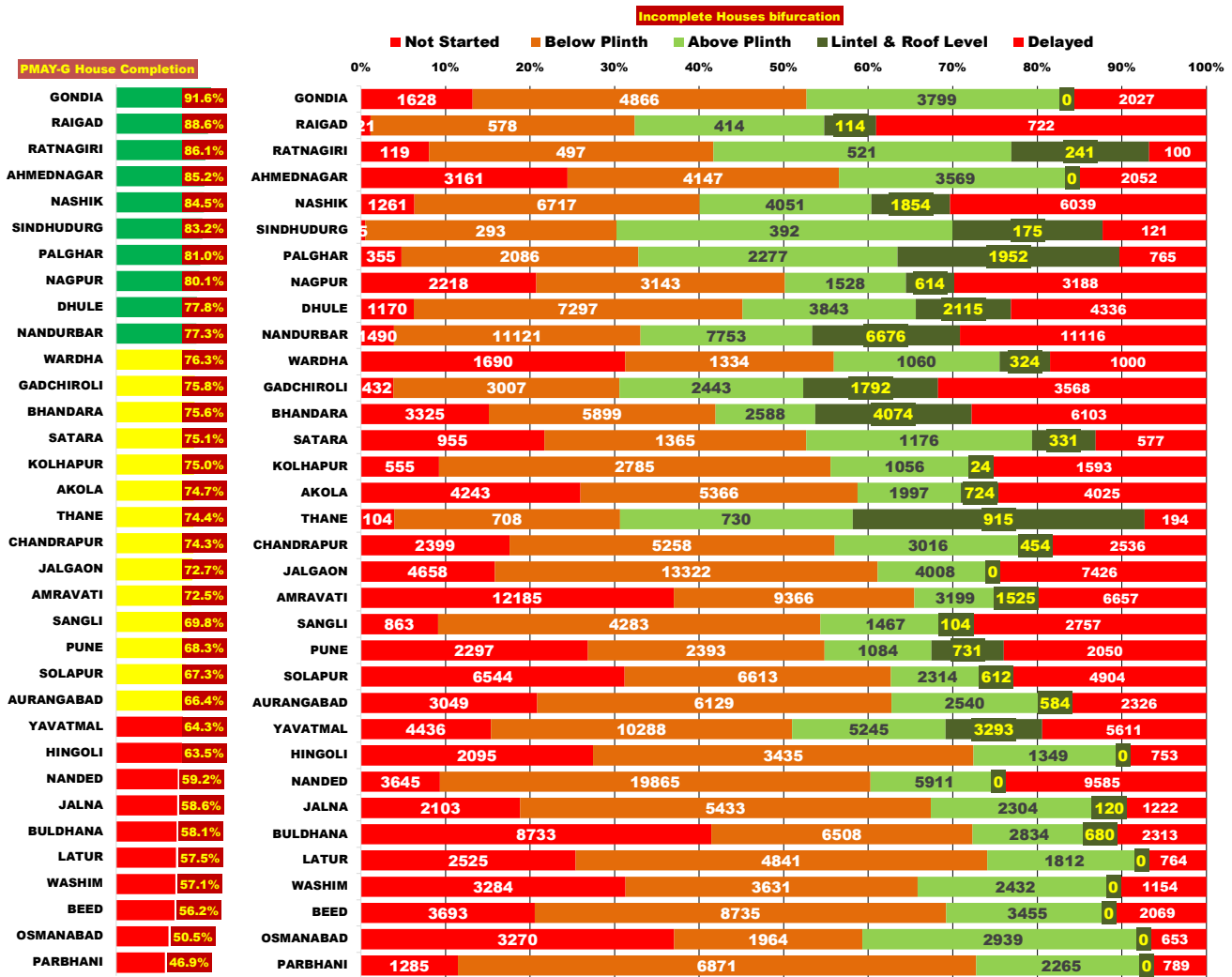
KOLHAPUR	0
SINDHUDURG	0
SATARA	2
RATNAGIRI	7
THANE	7
WASHIM	7
RAIGAD	9
NAGPUR	13
PUNE	13
AKOLA	19
WARDHA	24
BHANDARA	26
HINGOLI	26
JALNA	32
BULDHANA	36
PARBHANI	37
AHMEDNAGAR	41
NASHIK	43
BEED	56
NANDED	73
DHULE	76
GADCHIROLI	87
CHANDRAPUR	114
OSMANABAD	122
PALGHAR	128
AURANGABAD	129
LATUR	144
SANGLI	152
YAVATMAL	194
AMRAVATI	252
JALGAON	326
GONDIA	350
SOLAPUR	439
NANDURBAR	580

प्रधानमंत्री आवास योजना - ग्रामीण : भूमिहीन लाभार्थी अहवाल

Sr. No.	District	Google Sheet Report			AwaasSoft Report			
		Total Landless	Provided land	Remaining	Landless beneficiaries tagged in AwaasSoft	Landless beneficiaries provided land	Remaining Landless	Remaining Tag
1	DHULE	18	18	0	18	18	0	0
2	GADCHIROLI	8	8	0	8	8	0	0
3	NANDURBAR	0	0	0	0	0	0	0
4	PALGHAR	11	11	0	11	11	0	0
5	RAIGAD	6	6	0	6	6	0	0
6	RATNAGIRI	23	23	0	23	23	0	0
7	SINDHUDURG	420	420	0	420	420	0	0
8	KOLHAPUR	257	257	0	257	224	33	0
9	THANE	127	74	53	127	43	84	0
10	NANDED	362	277	85	362	242	120	0
11	BEED	212	101	111	212	72	140	0
12	SANGLI	437	143	294	431	141	290	6
13	PARBHANI	332	15	317	332	13	319	0
14	SATARA	1311	582	729	1311	630	681	0
15	NASHIK	1642	1454	188	1642	715	927	0
16	HINGOLI	1713	787	926	1713	466	1247	0
17	JALNA	1413	165	1248	1381	85	1296	32
18	WARDHA	2819	1284	1535	2819	1216	1603	0
19	GONDIA	2450	2450	0	2450	765	1685	0
20	NAGPUR	5134	3397	1737	5088	3400	1688	46
21	CHANDRAPUR	2791	1463	1328	2752	965	1787	39
22	PUNE	2925	992	1933	2925	885	2040	0
23	LATUR	2341	13	2328	2341	5	2336	0
24	OSMANABAD	2470	104	2366	2470	56	2414	0
25	YAVATMAL	3437	1119	2318	3575	1094	2481	-138
26	BHANDARA	5825	3230	2595	5820	3213	2607	5
27	WASHIM	3477	865	2612	3477	850	2627	0
28	AURANGABAD	3328	1779	1549	3328	288	3040	0
29	AKOLA	7074	3842	3232	7074	3844	3230	0
30	AHMEDNAGAR	7762	4828	2934	7757	3286	4471	5
31	JALGAON	22889	20580	2309	22681	16486	6195	208
32	SOLAPUR	7960	2595	5365	7854	793	7061	106
33	BULDHANA	15256	8455	6801	15256	6953	8303	0
34	AMRAVATI	21560	11238	10322	21560	4342	17218	0
	<b>Total</b>	<b>127790</b>	<b>72575</b>	<b>55215</b>	<b>127481</b>	<b>51558</b>	<b>75923</b>	<b>309</b>

## प्रधानमंत्री आवास योजना ग्रामीण - पूर्ण घरकूले

Sr. No.	Division	Sanction	10.04.2023	17.04.2023	Weekly Achievement	Remaining	Avg. Completed Per Day From 20.11.22 to Today	To be Completed in Per Day till 15.08.23
1	AURANGABAD DIV.	237478	136056	138840	2784	98638	211	822
2	AMRAVATI DIV.	274528	183380	185214	1834	89314	190	744
3	NASHIK DIV.	413711	326065	327645	1580	86066	298	717
4	NAGPUR DIV.	291576	235906	237079	1173	54497	196	454
5	KONKAN DIV.	69637	56579	57143	564	12494	52	104
6	PUNE DIV.	124494	86558	87075	517	37419	65	312
<b>Total</b>		<b>1411424</b>	<b>1024544</b>	<b>1032996</b>	<b>8452</b>	<b>378428</b>	<b>1012</b>	<b>3154</b>



प्रधानमंत्री आवास योजना ग्रामीण - पूर्ण घरकूले

Sr. No.	District	Sanction	10.04.2023	17.04.2023	Weekly Achievement	Remaining	Avg. Completed Per Day From 20.11.22 to Today	To be Completed in Per Day till 15.08.23
1	NANDED	69460	40014	41103	1089	28357	53	236
2	WASHIM	20397	10910	11642	732	8755	25	73
3	YAVATMAL	65161	41424	41905	481	23256	57	194
4	DHULE	64903	50035	50478	443	14425	51	120
5	LATUR	20564	11438	11822	384	8742	23	73
6	OSMANABAD	14384	6880	7257	377	7127	17	59
7	NASHIK	89692	75436	75809	373	13883	61	116
8	NANDURBAR	118941	91538	91901	363	27040	42	225
9	BHANDARA	65092	48847	49206	359	15886	35	132
10	BULDHANA	44732	25659	25988	329	18744	34	156
11	CHANDRAPUR	43010	31645	31936	291	11074	38	92
12	PALGHAR	35184	28254	28514	260	6670	24	56
13	PARBHANI	19060	8681	8935	254	10125	19	84
14	JALGAON	79423	57488	57725	237	21698	53	181
15	AURANGABAD	36666	24161	24364	203	12302	35	103
16	BEED	35254	19603	19802	199	15452	24	129
17	AHMEDNAGAR	60752	51568	51732	164	9020	92	75
18	AMRAVATI	95460	69068	69231	163	26229	51	219
19	GADCHIROLI	31611	23799	23962	163	7649	28	64
20	SOLAPUR	49137	32903	33054	151	16083	21	134
21	SATARA	15361	11387	11534	147	3827	15	32
22	GONDIA	96142	87886	88030	144	8112	71	68
23	NAGPUR	37100	29589	29732	143	7368	12	61
24	HINGOLI	18083	11338	11480	142	6603	17	55
25	RATNAGIRI	9890	8371	8512	141	1378	16	11
26	JALNA	24007	13941	14077	136	9930	24	83
27	AKOLA	48778	36319	36448	129	12330	23	103
28	THANE	9599	7048	7142	94	2457	4	20
29	KOLHAPUR	17685	13182	13265	83	4420	8	37
30	WARDHA	18621	14140	14213	73	4408	11	37
31	SANGLI	21780	15124	15196	72	6584	12	55
32	PUNE	20531	13962	14026	64	6505	10	54
33	SINDHUDURG	5142	4232	4277	45	865	4	7
34	RAIGAD	9822	8674	8698	24	1124	4	9
<b>Total</b>		<b>1411424</b>	<b>1024544</b>	<b>1032996</b>	<b>8452</b>	<b>378428</b>	<b>1012</b>	<b>3154</b>

राज्यपुरस्कृत आवास योजना ग्रामीण - मंजूरी

Sr. No.	Division	Target	10.04.2023	17.04.2023	Weekly Achievement	Remaining
1	NAGPUR DIV.	118393	88678	89655	977	28738
2	AURANGABAD DIV.	199331	163848	164457	609	34874
3	KONKAN DIV.	34729	30424	30943	519	3786
4	NASHIK DIV.	141360	109755	110162	407	31198
5	AMRAVATI DIV.	109702	93436	93510	74	16192
6	PUNE DIV.	65334	62976	62993	17	2341
<b>Total</b>		<b>668849</b>	<b>549117</b>	<b>551720</b>	<b>2603</b>	<b>117129</b>

Sr. No.	District	Target	10.04.2023	17.04.2023	Weekly Achievement	Remaining
1	CHANDRAPUR	40285	23410	24080	670	16205
2	NANDED	26760	20284	20698	414	6062
3	PALGHAR	11792	10585	10974	389	818
4	NASHIK	32035	22515	22811	296	9224
5	BHANDARA	17590	15213	15392	179	2198
6	THANE	6264	4834	4957	123	1307
7	GONDIA	14246	12682	12795	113	1451
8	PARBHANI	19784	17479	17587	108	2197
9	DHULE	21790	17602	17708	106	4082
10	LATUR	27171	26068	26113	45	1058
11	YAVATMAL	29681	26058	26098	40	3583
12	JALNA	20446	19155	19183	28	1263
13	AMRAVATI	23224	19675	19699	24	3525
14	SATARA	10647	10633	10647	14	0
15	BEED	26878	24783	24796	13	2082
16	GADCHIROLI	16834	15186	15197	11	1637
17	RAIGAD	7406	6221	6228	7	1178
18	WASHIM	11500	10050	10055	5	1445
19	AKOLA	23681	17687	17691	4	5990
20	NAGPUR	16291	11017	11021	4	5270
21	JALGAON	25659	22532	22535	3	3124
22	SANGLI	8732	8600	8603	3	129
23	AHMEDNAGAR	35298	32971	32973	2	2325
24	BULDHANA	21616	19966	19967	1	1649
25	HINGOLI	27298	15305	15306	1	11992
26	AURANGABAD	26141	23795	23795	0	2346
27	KOLHAPUR	12565	12528	12528	0	37
28	NANDURBAR	26578	14135	14135	0	12443
29	OSMANABAD	24853	16979	16979	0	7874
30	PUNE	14672	12770	12770	0	1902
31	RATNAGIRI	7126	6677	6677	0	449
32	SINDHUDURG	2141	2107	2107	0	34
33	SOLAPUR	18718	18445	18445	0	273
34	WARDHA	13147	11170	11170	0	1977
<b>Total</b>		<b>668849</b>	<b>549117</b>	<b>551720</b>	<b>2603</b>	<b>117129</b>

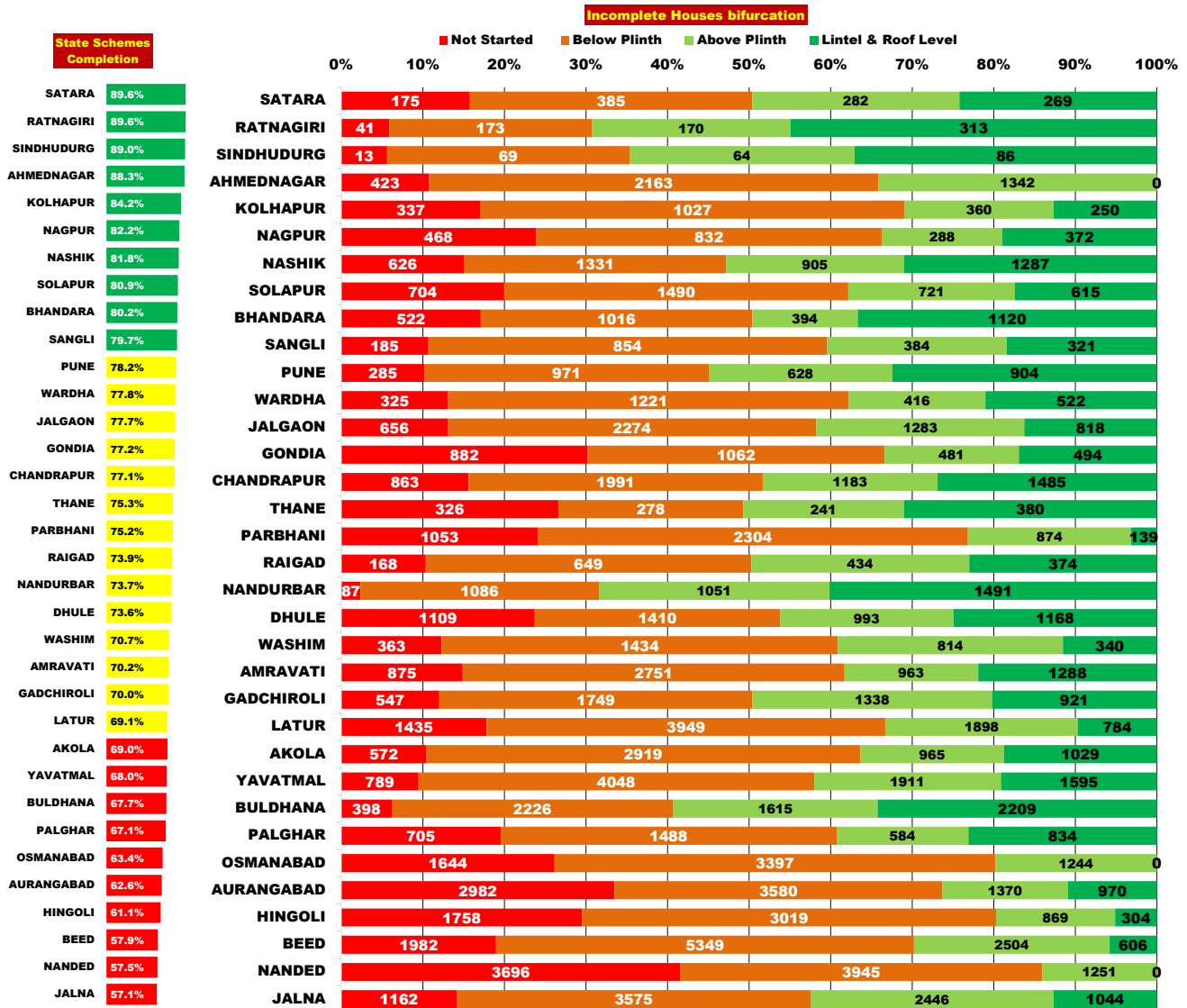
Remaining Sanction RANK

SATARA	0
SINDHUDURG	34
KOLHAPUR	37
SANGLI	129
SOLAPUR	273
RATNAGIRI	449
PALGHAR	818
LATUR	1058
RAIGAD	1178
JALNA	1263
THANE	1307
WASHIM	1445
GONDIA	1451
GADCHIROLI	1637
BULDHANA	1649
PUNE	1902
WARDHA	1977
BEED	2082
PARBHANI	2197
BHANDARA	2198
AHMEDNAGAR	2325
AURANGABAD	2346
JALGAON	3124
AMRAVATI	3525
YAVATMAL	3583
DHULE	4082
NAGPUR	5270
AKOLA	5990
NANDED	6062
OSMANABAD	7874
NASHIK	9224
HINGOLI	11992
NANDURBAR	12443
CHANDRAPUR	16205



## राज्यपुरस्कृत आवास योजना ग्रामीण - पूर्ण घरकूले

Sr. No.	Division	Sanction	10.04.2023	17.04.2023	Weekly Achievement	Remaining	Avg. Completed Per Day From 20.11.22 to Today	To be Completed in Per Day till 15.06.23
1	AURANGABAD DIV.	164457	102836	103494	658	60963	90	508
2	AMRAVATI DIV.	93510	63912	64406	494	29104	55	243
3	NASHIK DIV.	110162	88424	88720	296	21442	72	179
4	NAGPUR DIV.	89655	68874	69163	289	20492	45	171
5	KONKAN DIV.	30943	23371	23553	182	7390	15	62
6	PUNE DIV.	62993	51711	51846	135	11147	26	93
<b>Total</b>		<b>551720</b>	<b>399128</b>	<b>401182</b>	<b>2054</b>	<b>150538</b>	<b>303</b>	<b>1254</b>





राज्यपुरस्कृत आवास योजना ग्रामीण - पूर्ण घरकूले

Sr. No.	District	Sanction	10.04.2023	17.04.2023	Weekly Achievement	Remaining	Avg. Completed Per Day From 20.11.22 to Today	To be Completed in Per Day till 15.08.23
1	LATUR	26113	17887	18047	160	8066	12	67
2	YAVATMAL	26098	17627	17755	128	8343	13	70
3	WASHIM	10055	6979	7104	125	2951	8	25
4	NANDED	20698	11780	11903	123	8795	9	73
5	BULDHANA	19967	13398	13519	121	6448	17	54
6	BEED	24796	14248	14355	107	10441	14	87
7	PALGHAR	10974	7271	7363	92	3611	6	30
8	JALNA	19183	10865	10956	91	8227	26	69
9	CHANDRAPUR	24080	18468	18558	90	5522	13	46
10	DHULE	17708	12959	13028	69	4680	10	39
11	AKOLA	17691	12145	12206	61	5485	9	46
12	AHMEDNAGAR	32973	29047	29106	59	3867	30	32
13	AMRAVATI	19699	13763	13822	59	5877	9	49
14	JALGAON	22535	17445	17504	59	5031	12	42
15	NASHIK	22811	18604	18662	58	4149	13	35
16	AURANGABAD	23795	14841	14893	52	8902	9	74
17	OSMANABAD	16979	10715	10767	52	6212	11	52
18	NANDURBAR	14135	10369	10420	51	3715	6	31
19	GONDIA	12795	9826	9876	50	2919	8	24
20	HINGOLI	15306	9310	9356	46	5950	6	50
21	GADCHIROLI	15197	10597	10642	45	4555	9	38
22	WARDHA	11170	8641	8686	45	2484	7	21
23	SOLAPUR	18445	14873	14915	42	3530	7	29
24	RATNAGIRI	6677	5939	5980	41	697	3	6
25	PUNE	12770	9942	9982	40	2788	6	23
26	BHANDARA	15392	12307	12340	33	3052	4	25
27	PARBHANI	17587	13190	13217	27	4370	4	36
28	NAGPUR	11021	9035	9061	26	1960	3	16
29	THANE	4957	3706	3732	26	1225	2	10
30	KOLHAPUR	12528	10531	10554	23	1974	3	16
31	SATARA	10647	9516	9536	20	1111	6	9
32	RAIGAD	6228	4587	4603	16	1625	3	14
33	SANGLI	8603	6849	6859	10	1744	4	15
34	SINDHUDURG	2107	1868	1875	7	232	1	2
<b>Total</b>		<b>551720</b>	<b>399128</b>	<b>401182</b>	<b>2054</b>	<b>150538</b>	<b>303</b>	<b>1254</b>

प्रधानमंत्री आवास योजना ग्रामीण - हप्ते वितरण

Sr. No.	Division	1st Installment (Daily Achivement)	1st Installment Remaining	2nd Installment (Daily Achivement)	2nd Installment Remaining	3rd Installment (Daily Achivement)	3rd Installment Remaining
1	AURANGABAD DIV.	267	21635	1321	57273	729	22575
2	NAGPUR DIV.	178	11479	795	23507	703	14434
3	AMRAVATI DIV.	198	32815	838	35159	548	15707
4	NASHIK DIV.	56	11740	565	42604	584	23224
5	PUNE DIV.	94	11081	335	17439	252	7097
6	KONKAN DIV.	17	601	238	4162	407	4334
<b>Total</b>		<b>810</b>	<b>89351</b>	<b>4092</b>	<b>180144</b>	<b>3223</b>	<b>87371</b>

PMAY-G 1st Ins Pending

SINDHUDURG	5
RAIGAD	18
THANE	104
RATNAGIRI	119
PALGHAR	355
GADCHIROLI	407
KOLHAPUR	555
SANGLI	730
SATARA	955
DHULE	1170
NASHIK	1261
PARBHANI	1285
NANDURBAR	1490
GONDIA	1628
WARDHA	1690
JALNA	2073
NAGPUR	2083
HINGOLI	2095
PUNE	2297
CHANDRAPUR	2346
LATUR	2525
AURANGABAD	3049
AHMEDNAGAR	3161
OSMANABAD	3270
WASHIM	3281
BHANDARA	3325
NANDED	3645
BEED	3693
AKOLA	4243
YAVATMAL	4430
JALGAON	4658
SOLAPUR	6544
BULDHANA	8722
AMRAVATI	12139

PMAY-G 2nd Ins Pending

SINDHUDURG	293
RATNAGIRI	497
RAIGAD	578
THANE	708
WARDHA	1334
SATARA	1365
OSMANABAD	1964
PALGHAR	2086
PUNE	2393
KOLHAPUR	2785
GADCHIROLI	3007
NAGPUR	3143
HINGOLI	3435
WASHIM	3631
AHMEDNAGAR	4147
SANGLI	4283
LATUR	4841
GONDIA	4866
CHANDRAPUR	5258
AKOLA	5366
JALNA	5433
BHANDARA	5899
AURANGABAD	6129
BULDHANA	6508
SOLAPUR	6613
NASHIK	6717
PARBHANI	6871
DHULE	7297
BEED	8735
AMRAVATI	9366
YAVATMAL	10288
NANDURBAR	11121
JALGAON	13322
NANDED	19865

PMAY-G 3rd Ins Pending

SINDHUDURG	392
RAIGAD	414
RATNAGIRI	521
THANE	730
KOLHAPUR	1056
WARDHA	1060
PUNE	1084
SATARA	1176
HINGOLI	1349
SANGLI	1467
NAGPUR	1528
LATUR	1812
AKOLA	1997
PARBHANI	2265
PALGHAR	2277
JALNA	2304
SOLAPUR	2314
WASHIM	2432
GADCHIROLI	2443
AURANGABAD	2540
BHANDARA	2588
BULDHANA	2834
OSMANABAD	2939
CHANDRAPUR	3016
AMRAVATI	3199
BEED	3455
AHMEDNAGAR	3569
GONDIA	3799
DHULE	3843
JALGAON	4008
NASHIK	4051
YAVATMAL	5245
NANDED	5911
NANDURBAR	7753

प्रधानमंत्री आवास योजना ग्रामीण - हप्ते वितरण

Sr. No.	District	1st Installment (Daily Achivement)	1st Installment Remaining	2nd Installment (Daily Achivement)	2nd Installment Remaining	3rd Installment (Daily Achivement)	3rd Installment Remaining
1	GONDIA	29	1628	223	4866	230	3799
2	OSMANABAD	75	3270	362	1964	35	2939
3	CHANDRAPUR	65	2346	242	5258	145	3016
4	JALGAON	12	4658	203	13322	215	4008
5	BEED	23	3693	239	8735	164	3455
6	WASHIM	23	3281	313	3631	71	2432
7	AMRAVATI	53	12139	179	9366	166	3199
8	BULDHANA	59	8722	181	6508	150	2834
9	PARBHANI	47	1285	166	6871	132	2265
10	JALNA	24	2073	216	5433	100	2304
11	BHANDARA	20	3325	105	5899	213	2588
12	NANDURBAR	24	1490	142	11121	165	7753
13	YAVATMAL	49	4430	136	10288	117	5245
14	PALGHAR	8	355	92	2086	178	2277
15	NANDED	52	3645	97	19865	73	5911
16	LATUR	29	2525	88	4841	101	1812
17	SOLAPUR	68	6544	89	6613	60	2314
18	SANGLI	10	730	123	4283	72	1467
19	AURANGABAD	7	3049	100	6129	87	2540
20	THANE	6	104	77	708	108	730
21	AHMEDNAGAR	14	3161	54	4147	107	3569
22	WARDHA	8	1690	129	1334	23	1060
23	NAGPUR	55	2083	68	3143	27	1528
24	NASHIK	-3	1261	103	6717	46	4051
25	PUNE	7	2297	81	2393	42	1084
26	DHULE	6	1170	63	7297	51	3843
27	RATNAGIRI	-3	119	36	497	71	521
28	HINGOLI	10	2095	53	3435	37	1349
29	GADCHIROLI	1	407	28	3007	65	2443
30	AKOLA	14	4243	29	5366	44	1997
31	KOLHAPUR	7	555	30	2785	42	1056
32	SATARA	2	955	12	1365	36	1176
33	RAIGAD	2	18	18	578	26	414
34	SINDHUDURG	1	5	15	293	24	392
	<b>Total</b>	<b>810</b>	<b>89351</b>	<b>4092</b>	<b>180144</b>	<b>3223</b>	<b>87371</b>

राज्यपुरस्कृत आवास योजना ग्रामीण - हप्ते वितरण

Sr. No.	Division	1st Installment (Daily Achivement)	1st Installment Remaining	2nd Installment (Daily Achivement)	2nd Installment Remaining	3rd Installment (Daily Achivement)	3rd Installment Remaining
1	AURANGABAD DIV.	1533	15712	1666	29118	1372	12456
2	AMRAVATI DIV.	506	2997	978	13378	807	6268
3	NAGPUR DIV.	418	3607	557	7871	554	4100
4	KONKAN DIV.	673	1253	282	2657	241	1493
5	NASHIK DIV.	212	2901	413	8264	530	5574
6	PUNE DIV.	24	1686	237	4727	249	2375
<b>Total</b>		<b>3366</b>	<b>28156</b>	<b>4133</b>	<b>66015</b>	<b>3753</b>	<b>32266</b>

State Schemes 1st Ins Pending

SINDHUDURG	13
RATNAGIRI	41
NANDURBAR	87
RAIGAD	168
SATARA	175
SANGLI	185
PUNE	285
WARDHA	325
THANE	326
KOLHAPUR	337
WASHIM	363
BULDHANA	398
AHMEDNAGAR	423
NAGPUR	468
BHANDARA	522
GADCHIROLI	547
AKOLA	572
NASHIK	626
JALGAON	656
SOLAPUR	704
PALGHAR	705
YAVATMAL	789
CHANDRAPUR	863
AMRAVATI	875
GONDIA	882
PARBHANI	1053
DHULE	1109
JALNA	1162
LATUR	1435
OSMANABAD	1644
HINGOLI	1758
BEED	1982
AURANGABAD	2982
NANDED	3696

State Schemes 2nd Ins Pending

SINDHUDURG	69
RATNAGIRI	173
THANE	278
SATARA	385
RAIGAD	649
NAGPUR	832
SANGLI	854
PUNE	971
BHANDARA	1016
KOLHAPUR	1027
GONDIA	1062
NANDURBAR	1086
WARDHA	1221
NASHIK	1331
DHULE	1410
WASHIM	1434
PALGHAR	1488
SOLAPUR	1490
GADCHIROLI	1749
CHANDRAPUR	1991
AHMEDNAGAR	2163
BULDHANA	2226
JALGAON	2274
PARBHANI	2304
AMRAVATI	2751
AKOLA	2919
HINGOLI	3019
OSMANABAD	3397
JALNA	3575
AURANGABAD	3580
NANDED	3945
LATUR	3949
YAVATMAL	4048
BEED	5349

State Schemes 3rd Ins Pending

SINDHUDURG	64
RATNAGIRI	170
THANE	241
SATARA	282
NAGPUR	288
KOLHAPUR	360
SANGLI	384
BHANDARA	394
WARDHA	416
RAIGAD	434
GONDIA	481
PALGHAR	584
PUNE	628
SOLAPUR	721
WASHIM	814
HINGOLI	869
PARBHANI	874
NASHIK	905
AMRAVATI	963
AKOLA	965
DHULE	993
NANDURBAR	1051
CHANDRAPUR	1183
OSMANABAD	1244
NANDED	1251
JALGAON	1283
GADCHIROLI	1338
AHMEDNAGAR	1342
AURANGABAD	1370
BULDHANA	1615
LATUR	1898
YAVATMAL	1911
JALNA	2446
BEED	2504

राज्यपुरस्कृत आवास योजना ग्रामीण -हप्ते वितरण

Sr. No.	District	1st Installment (Daily Achivement)	1st Installment Remaining	2nd Installment (Daily Achivement)	2nd Installment Remaining	3rd Installment (Daily Achivement)	3rd Installment Remaining
1	LATUR	123	1435	391	3949	389	1898
2	PALGHAR	494	705	146	1488	107	584
3	BEED	112	1982	389	5349	218	2504
4	YAVATMAL	125	789	283	4048	222	1911
5	AURANGABAD	224	2982	237	3580	162	1370
6	NANDED	379	3696	151	3945	82	1251
7	HINGOLI	327	1758	142	3019	132	869
8	AMRAVATI	228	875	198	2751	159	963
9	JALNA	87	1162	208	3575	246	2446
10	BULDHANA	21	398	258	2226	246	1615
11	GONDIA	175	882	87	1062	107	481
12	AHMEDNAGAR	36	423	139	2163	175	1342
13	AKOLA	121	572	117	2919	74	965
14	OSMANABAD	141	1644	83	3397	87	1244
15	GADCHIROLI	67	547	130	1749	110	1338
16	CHANDRAPUR	43	863	129	1991	126	1183
17	PARBHANI	140	1053	65	2304	56	874
18	RAIGAD	127	168	72	649	50	434
19	WASHIM	11	363	122	1434	106	814
20	WARDHA	29	325	102	1221	105	416
21	NASHIK	73	626	64	1331	96	905
22	JALGAON	78	656	77	2274	76	1283
23	DHULE	18	1109	67	1410	113	993
24	NAGPUR	62	468	55	832	51	288
25	BHANDARA	42	522	54	1016	55	394
26	NANDURBAR	7	87	66	1086	70	1051
27	SANGLI	3	185	58	854	61	384
28	SOLAPUR	13	704	50	1490	48	721
29	KOLHAPUR	2	337	55	1027	48	360
30	PUNE	6	285	44	971	53	628
31	THANE	51	326	22	278	21	241
32	RATNAGIRI	1	41	31	173	46	170
33	SATARA	-1	175	30	385	39	282
34	SINDHUDURG	0	13	11	69	17	64
	<b>Total</b>	<b>3366</b>	<b>28156</b>	<b>4133</b>	<b>66015</b>	<b>3753</b>	<b>32266</b>

## प्रधानमंत्री आवास योजना ग्रामीण - Delayed Houses

